

SHAKESPEARE'S
GLOBE

Relaxed Discovery Morning.

Visual Story to help prepare you for
your visit to Shakespeare's Globe

Friday 21 February 2020, 8.30am – 10.00am



RELAXED DISCOVERY MORNING

Our Relaxed Discovery Morning is an opportunity to visit the Globe Theatre with a calmer atmosphere, a relaxed and quiet environment from 8.30am before we open for the general public.

Explore Shakespeare's iconic theatre and have your questions answered by our Guides. In the UnderGlobe you can handle props and learn about Elizabethan clothing and complete an activity and colouring sheet.

This event welcomes everyone, neurodivergent people or anyone with other sensory sensitivities who will benefit from a low stress environment.

What to expect.

Access to the Globe Theatre will be free flow between **8.30am and 10.00am**. The space will be free from the hustle and bustle of our normal guided tours. There will be Guides in the theatre who can answer questions about the space.

Tickets can be purchased online in advance or on the day from the Guided Tours entrance on Bankside.

The UnderGlobe discovery space will have low sound effects and light levels.

There will be a quiet space for those who would like a break and there is a First Aid room. The Café and the Shop will be open.

Please note that although this is a relaxed opening there may still be noises on Bankside and inside the Globe Theatre, so please bring along ear defenders if required. We also have a limited number of ear defenders that you can borrow from us at the Guided Tours entrance when you arrive.

OUTSIDE
ENTRANCE

The entrance to this event is on Bankside. You will find information and a map at the end of this guide.



You can get here from London Bridge.



or you can get here from Blackfriars.
There is a ramp from Bankside.

SHAKESPEARE'S
GLOBE




SHAKESPEARE'S GLOBE



This is the Globe Theatre.

Around the entrance, on Bankside, you might find birds like pigeons or seagulls. Here there is a picture of the view from the entrance:





You have to enter the building using the 'Guided Tour Entrance'
This is how it looks.





There is bright light by the entrance and some steps to get down to the ticket counter.



or you can take the ramp on your right-hand side, there are pictures of different shows hanging from the walls.



PROPS BY ADMISSIONS



On your way in you will find some mannequins showing costumes from productions.



There is also a prop display with lots of objects that were used in shows. All these props are not real, the blood is fake, and no one has been hurt to build them.

ACCESS TO
ADMISSIONS



This is the Box Office ticket counter; the staff will welcome you.



When you have your ticket, you can access the gallery. There might be a member of our Security team to check your bags.

SHAKESPEARE'S
GLOBE




Here you can see the whole discovery space in this picture:



In this space you can do many things before you visit the Globe Theatre: discover props, ask questions to our Guides, try costumes... If you prefer to go directly to the Globe Theatre ask one of our members of staff. Staff wear this pass:





Before you go downstairs, you can find some toilets on this level or downstairs. There are accessible toilets with a baby change facility.




There is a lift to go down to the next level.






You can also take the curved staircase with handrails.



There is a big tree at the end of the steps. This tree is not real, it's like a big prop! We call it 'The Oak Tree'.





You are now in a big space, where you can ask questions to our Guides.



WHAT TO DO IN THE UNDERGLOBE



These are some of the costumes you can try on.

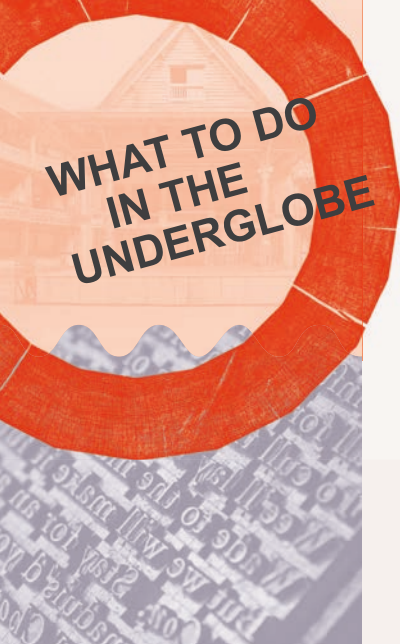


There is a wind machine that you can play with. It's a big a heavy machine, you might need help. It creates the sound of wind, and it could be very loud.

WHAT TO DO IN THE UNDERGLOBE



And you can handle some props from this room. In the props room there are lots of objects that look real but are built for our shows. There are swords, helmets, puppets, masks, fruit and much more...



There are tables for you to take a break, do some activities or colouring.



This is the desk where you can ask how to get to the Globe Theatre.





WAY UP TO
THE GLOBE
THEATRE


This is the way up to the open-air piazza where the theatre is. You can walk two floors up using the stairs or you can take the lift.



Lift size: 6ft by 6ft



On the next level, there is a wall that has metal plaques that work like a mirror. You can see yourself or others reflected on this wall. It has signatures of people engraved on the metal plaques.



SHAKESPEARE'S
GLOBE

GLOBE THEATRE



This is the Globe Theatre. There are guides around that you can approach to ask things about the building, Shakespeare and our shows.



After your visit, you can go to the main foyer or to the Café and the Shop.



Information Desk.



Lift to Shop and Piazza.






There is a quiet room in the UnderGlobe space, where you can take a break.



Access toilet and baby change facility by admissions.



Access toilet by UnderGlobe.



Access toilet by the First Aid room.



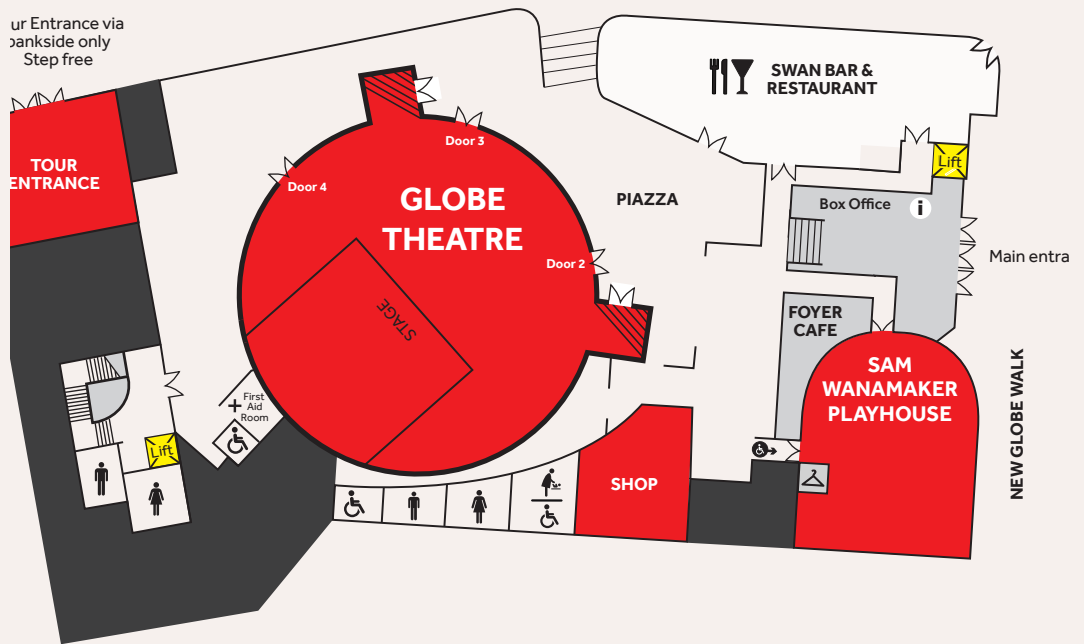
Access toilet by the Shop.



Hoist & Sling in the shower room.

These are pictures of the different facilities on the different levels and by the shop. There is a First Aid room if you need to use it.

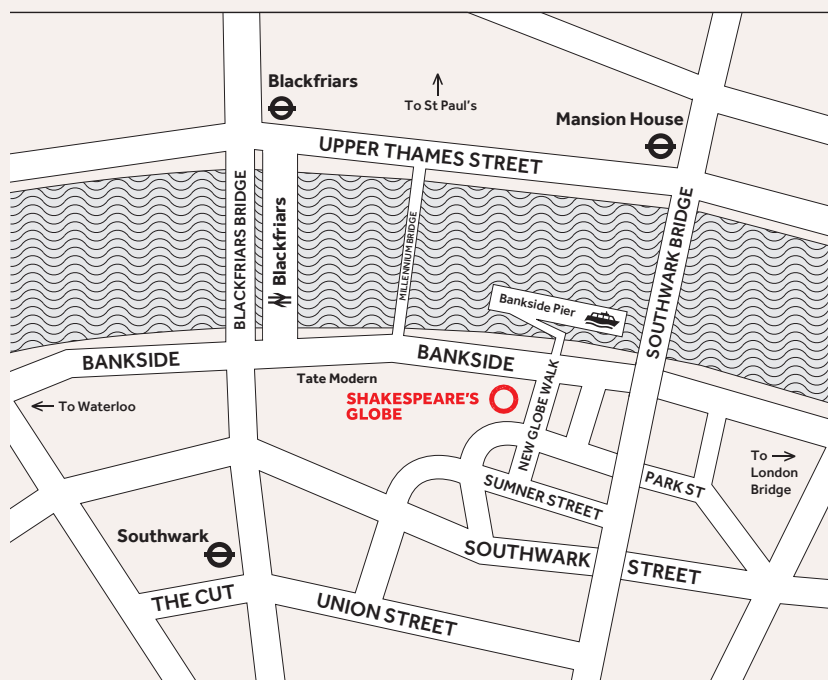
This is a map of the Shakespeare's Globe site:



How to get here:


Visit our website to find out more:

shakespearesglobe.com/visit/getting-here/



Useful information:

- There is not a bus stop within 150m (164yds) of the venue.
- The nearest underground station is London Bridge or Southwark on the south bank of the river; and Mansion House or Blackfriars north of the river.
- The nearest train stations are Blackfriars (south bank exit) and London Bridge.
- The nearest DLR station is Bank.
- The nearest public transport is the River Boat.



The Access Scheme:

Our Access Scheme exists so that we may better understand the requirements of our audiences. Deaf, disabled and neurodivergent people are encouraged to join our scheme so that we may assist them in finding suitable seating, and ensure that ticket prices are adjusted to reflect their requirements.

For more information please ring us on **020 7902 1409**, our lines are open Monday to Friday, between 10.00am and 5.00pm.
Or email us at: access@shakespearesglobe.com

Please let us know if you have any suggestions or questions about your visit.